

Business Area: 4020 - Sudan

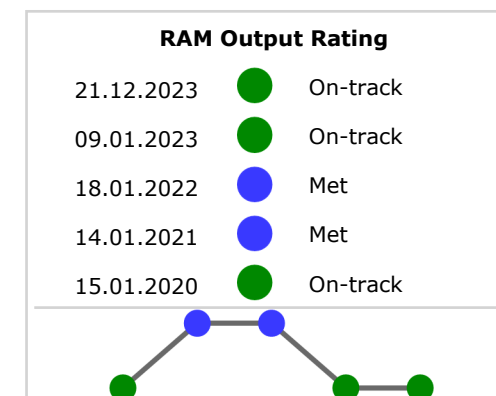
Output ID: 4020/A0/07/882/002

Output Title: 2 - 2.2. BASIC WATER SUPPLY

Full Output Statement: More children and their families in targeted vulnerable communities have equitable and sustainable access to improved drinkingwater facilities

Start Date: 01.Jan.2018

End Date: 31.Dec.2024



| Goal and Result Area | |
|---|---|
| Goal Description | Result Area Description |
| 34 - Safe and Clean Environment | 34-02 - Water, sanitation and hygiene systems and empowerment of communities |
| | 34-03 - Climate change, disaster risks and environmental degradation |
| | 34-01 - Safe and equitable water, sanitation and hygiene services and practices |
| 83 - Safe and Clean Environment | 83-01 - Safe and equitable water, sanitation and hygiene services and practices (COVID) |
| | 83-03 - Climate change, disaster risks and environmental degradation (COVID) |
| 94 - Safe and Clean Environment (COVID) | 94-01 - Water (COVID) |

| Specific Intervention Codes |
|--|
| SIC |
| 34-01-01 - Water Supply in communities –service delivery – rural |
| 34-01-02 - Water Supply in communities –service delivery – urban |
| 34-01-03 - Sanitation in communities –service delivery – rural |
| 34-01-04 - Sanitation in communities –service delivery – urban |
| 34-01-05 - Hand Hygiene in communities –service delivery |
| 34-01-06 - WASH in Schools – service delivery |
| 34-01-99 - Technical Assistance – service delivery |
| 34-02-02 - Water Supply – systems strengthening |
| 34-02-05 - WASH in Schools – systems strengthening |
| 34-03-01 - Disaster preparedness frameworks and / or anticipatory action that build resilience |
| 34-03-02 - Disaster risk reduction and / or climate change adaptation programming |

Terms and Conditions

UNICEF applies the principles and requirements of the UNDG HACT Framework and the UNICEF HACT Policy and Programme Implementation Procedure to assess risk and obtain assurance that the funds transferred to implementing partners are used to achieve results as intended. The approach to risk management is determined by UNICEF offices based on factors such as programme context, risk profile of partners, program activities, locations, and other relevant considerations. This may involve capacity assessments, varied cash transfer modalities, programme monitoring, and financial assurance measures (spot checks, scheduled audits, or special audits). UNICEF collaborates with implementing partners to effectively carry out the necessary assessments, monitoring, and assurance activities.

| Implementing Strategies | |
|--|--|
| Strategies | |
| 001 - Systems strengthening and institution building | |
| 002 - Advocacy and public engagement | |
| 003 - Developing and leveraging resources and partnerships | |
| 006 - Fostering innovation and use of new technologies | |
| 010 - Advocacy and communications | |
| 080 - Systems strengthening to leave no one behind | |

| Geo Locations | |
|---|--|
| Blue Nile, Central Darfur, East Darfur, Gedaref, Kassala, Khartoum, North Darfur, North Kordofan, Red Sea, River Nile, Sennar, South Darfur, South Kordofan, West Darfur, West Kordofan, White Nile | |

| Responsible Activity Cost Centers | |
|---|--|
| Abyei,Ad Damazine,El Fasher,El Geneina,El Obeid,Kadugli,Kassala,Khartoum, Sudan,Nyala,Zalinguei | |

| Funding | |
|-------------------------------------|------------|
| Donor | Allocation |
| Multi-donor | 5,362,928 |
| Global - Thematic Humanitarian Resp | 484,393 |
| Global - Water Sanitation & Hygiene | 2,185,043 |
| SAFE AND HEALTHY ENVIRONMENT | 372,483 |
| UNICEF (FOR GR ALLOCATIONS ONLY) | 2,321,008 |
| Private Sector | 283,096 |
| UNICEF Sudan - Khartoum | 448 |
| UNICEF-Saudi Arabia | 10,426 |
























Terms and Conditions

UNICEF applies the principles and requirements of the UNDG HACT Framework and the UNICEF HACT Policy and Programme Implementation Procedure to assess risk and obtain assurance that the funds transferred to implementing partners are used to achieve results as intended. The approach to risk management is determined by UNICEF offices based on factors such as programme context, risk profile of partners, program activities, locations, and other relevant considerations. This may involve capacity assessments, varied cash transfer modalities, programme monitoring, and financial assurance measures (spot checks, scheduled audits, or special audits). UNICEF collaborates with implementing partners to effectively carry out the necessary assessments, monitoring, and assurance activities.

| | |
|------------------------------------|-------------------|
| United States Fund for UNICEF | 272,222 |
| Public Sector | 57,641,401 |
| British Government (DFID) | 2,410,405 |
| Bureau for Humanitarian Assistance | 5,721,316 |
| Canada | 234,509 |
| European Commission/EC | 1,851,502 |
| German Federal Foreign Office | 110,403 |
| Germany | 8,286,894 |
| Japan | 367,654 |
| KfW - Germany | 2,226,433 |
| Kuwait | 675 |
| Netherlands | 1,148,135 |
| Norway | 100,000 |
| Republic of Korea | 3,262,423 |
| SIDA - Sweden | 437,058 |
| UNOCHA | 14,273,521 |
| UNOPS - New York | 558,654 |
| USA (State) BPRM | 5,511,978 |
| USA USAID | 5,832,743 |
| United Nations - DPKO | 677,409 |
| United Nations Joint Programme | 758,477 |
| United Nations Multi Partner Trust | 3,479,778 |
| WFP - Italy | 391,434 |
| Total | 63,287,425 |

Terms and Conditions

UNICEF applies the principles and requirements of the UNDG HACT Framework and the UNICEF HACT Policy and Programme Implementation Procedure to assess risk and obtain assurance that the funds transferred to implementing partners are used to achieve results as intended. The approach to risk management is determined by UNICEF offices based on factors such as programme context, risk profile of partners, program activities, locations, and other relevant considerations. This may involve capacity assessments, varied cash transfer modalities, programme monitoring, and financial assurance measures (spot checks, scheduled audits, or special audits). UNICEF collaborates with implementing partners to effectively carry out the necessary assessments, monitoring, and assurance activities.

| Activities | | | | | |
|--|------------------------|------------|-----------|-------------|---|
| Activity | WBS | Commitment | Actual | Utilization | |
| TECHNICALLY COMPLETED-NT-WATER SUPPLY MO | 4020/A0/07/882/002/001 | 47,591 | 358,549 | 406,139 |  |
| TECNICALLY COMPLETED-NT-EMERGENCY TO REC | 4020/A0/07/882/002/002 | 0 | 80,653 | 80,653 |  |
| TECHNICALLY COMPLETED-NT-WATER QUALITY M | 4020/A0/07/882/002/003 | 2,176,824 | 6,611,245 | 8,788,069 |  |
| TECHNICALLY COMPLETED-NT-WATER SUPPLY TE | 4020/A0/07/882/002/004 | 0 | 54,776 | 54,776 |  |
| TECHNICALLY COMPLETED NT-WATER SUPPLY EP | 4020/A0/07/882/002/005 | 0 | 357,562 | 357,562 |  |
| TECHNICALLY COMPLETED-NT- IWRM AND CLIMATE CHANGE ADAPTATION | 4020/A0/07/882/002/006 | 4,887 | 271,876 | 276,763 |  |
| ND-HUMANITARIAN WATER SUPPLY CONSTRUCTION/REHABILITATION | 4020/A0/07/882/002/007 | 0 | 3,596,144 | 3,596,144 |  |
| ND-WATER CHLORINATION AND O&M | 4020/A0/07/882/002/008 | 0 | 374,330 | 374,330 |  |
| ND-CMOM OPERATIONALIZATION | 4020/A0/07/882/002/009 | 0 | 485,468 | 485,468 |  |
| ND-DEVELOPMENTAL WATER SUPPLY CONSTRUCTION/REHABILITATION | 4020/A0/07/882/002/010 | 491 | 1,460,292 | 1,460,784 |  |
| ND- IWRM AND CLIMATE CHANGE ADAPTATION | 4020/A0/07/882/002/011 | 0 | 26,321 | 26,321 |  |
| ND-WATER SUPPLY IN INSTITUTIONS (SCHOOLS) | 4020/A0/07/882/002/012 | 0 | 253,849 | 253,849 |  |
| SD-HUMANITARIAN WATER SUPPLY CONSTRUCTION/REHABILITATION | 4020/A0/07/882/002/013 | 0 | 2,830,448 | 2,830,448 |  |
| SD-WATER CHLORINATION AND O&M | 4020/A0/07/882/002/014 | 0 | 60,157 | 60,157 |  |
| SD-CMOM OPERATIONALIZATION | 4020/A0/07/882/002/015 | 0 | 137,521 | 137,521 |  |
| SD-DEVELOPMENTAL WATER SUPPLY CONSTRUCTION/REHABILITATION | 4020/A0/07/882/002/016 | 0 | 107,216 | 107,216 |  |
| SD- IWRM AND CLIMATE CHANGE ADAPTATION | 4020/A0/07/882/002/017 | 0 | 61,866 | 61,866 |  |
| SD-WATER SUPPLY IN INSTITUTIONS (SCHOOLS) | 4020/A0/07/882/002/018 | 0 | 324,632 | 324,632 |  |
| ED-HUMANITARIAN WATER SUPPLY CONSTRUCTION/REHABILITATION | 4020/A0/07/882/002/019 | 7,796 | 1,543,671 | 1,551,467 |  |
| ED-WATER CHLORINATION AND O&M | 4020/A0/07/882/002/020 | 0 | 132,465 | 132,465 |  |
| ED-CMOM OPERATIONALIZATION | 4020/A0/07/882/002/021 | 0 | 86,045 | 86,045 |  |
| ED-DEVELOPMENT WATER SUPPLY CONSTRUCTION/REHABILITATION | 4020/A0/07/882/002/022 | 6,986 | 6,983 | 13,969 |  |
| ED- IWRM AND CLIMATE CHANGE ADAPTATION | 4020/A0/07/882/002/023 | 0 | 1,668 | 1,668 |  |

Terms and Conditions

UNICEF applies the principles and requirements of the UNDG HACT Framework and the UNICEF HACT Policy and Programme Implementation Procedure to assess risk and obtain assurance that the funds transferred to implementing partners are used to achieve results as intended. The approach to risk management is determined by UNICEF offices based on factors such as programme context, risk profile of partners, program activities, locations, and other relevant considerations. This may involve capacity assessments, varied cash transfer modalities, programme monitoring, and financial assurance measures (spot checks, scheduled audits, or special audits). UNICEF collaborates with implementing partners to effectively carry out the necessary assessments, monitoring, and assurance activities.

| | | | | | |
|---|------------------------|---------|-----------|-----------|----------------------------------|
| ED-WATER SUPPLY IN INSTITUTIONS (SCHOOLS) | 4020/A0/07/882/002/024 | 0 | 79,262 | 79,262 | |
| WD-HUMANITARIAN WATER SUPPLY CONSTRUCTION/REHABILITATION | 4020/A0/07/882/002/025 | 3,353 | 3,571,233 | 3,574,586 | <div style="width: 100%;"></div> |
| WD-WATER CHLORINATION AND O&M | 4020/A0/07/882/002/026 | 0 | 91,841 | 91,841 | |
| WD-CMOM OPERATIONALIZATION | 4020/A0/07/882/002/027 | 0 | 115,387 | 115,387 | |
| WD-DEVELOPMENTAL WATER SUPPLY CONSTRUCTION/REHABILITATION | 4020/A0/07/882/002/028 | 0 | 31,240 | 31,240 | |
| CD-HUMANITARIAN WATER SUPPLY CONSTRUCTIO | 4020/A0/07/882/002/031 | 27,503 | 3,487,940 | 3,515,443 | <div style="width: 100%;"></div> |
| CD-WATER CHLORINATION AND O&M | 4020/A0/07/882/002/032 | 0 | 3,386 | 3,386 | |
| CD-CMOM OPERATIONALIZATION | 4020/A0/07/882/002/033 | 0 | 65,717 | 65,717 | |
| CD-DEVELPMENTAL WATER SUPPLY CONSTRUCTION/REHABILITATION | 4020/A0/07/882/002/034 | 0 | 103,462 | 103,462 | |
| CD- IWRM AND CLIMATE CHANGE ADAPTATION | 4020/A0/07/882/002/035 | 0 | 153,570 | 153,570 | |
| CD-WATER SUPPLY IN INSTITUTIONS (SCHOOLS) | 4020/A0/07/882/002/036 | 0 | 266,208 | 266,208 | |
| SK-HUMANITARIAN WATER SUPPLY CONSTRUCTION/REHABILITATION | 4020/A0/07/882/002/037 | 209,759 | 3,643,629 | 3,853,388 | <div style="width: 100%;"></div> |
| SK-WATER CHLORINATION AND O&M | 4020/A0/07/882/002/038 | 0 | 165,402 | 165,402 | |
| SK-CMOM OPERATIONALIZATION | 4020/A0/07/882/002/039 | 0 | 238,412 | 238,412 | |
| SK-DEVELOPMENTAL WATER SUPPLY CONSTRUCTION/REHABILITATION | 4020/A0/07/882/002/040 | 0 | 773,630 | 773,630 | |
| SK- IWRM AND CLIMATE CHANGE ADAPTATION | 4020/A0/07/882/002/041 | 0 | 1,942 | 1,942 | |
| SK-WATER SUPPLY IN INSTITUTIONS (SCHOOLS) | 4020/A0/07/882/002/042 | 219,093 | 514,392 | 733,485 | <div style="width: 100%;"></div> |
| TECHNICALLY COMPLETED OLD WK-CONSTRUCTIO | 4020/A0/07/882/002/043 | 0 | 10,892 | 10,892 | |
| TECHNICALLY COMPLETED OLD WK-WATER SUPPL | 4020/A0/07/882/002/046 | 0 | 61,669 | 61,669 | |
| WK-HUMANITARIAN WATER SUPPLY CONSTRUCTIO | 4020/A0/07/882/002/049 | 0 | 378,039 | 378,039 | |
| WK-WATER CHLORINATION AND O&M | 4020/A0/07/882/002/050 | 0 | 12,737 | 12,737 | |
| WK-CMOM OPERATIONALIZATION | 4020/A0/07/882/002/051 | 0 | 405 | 405 | |
| WK-WATER SUPPLY IN INSTITUTIONS (SCHOOLS) | 4020/A0/07/882/002/054 | 0 | 77,025 | 77,025 | |
| BN-HUMANITARIAN WATER SUPPLY CONSTRUCTIO | 4020/A0/07/882/002/055 | 367,192 | 2,523,503 | 2,890,695 | <div style="width: 100%;"></div> |
| BN-WATER CHLORINATION AND O&M | 4020/A0/07/882/002/056 | 0 | 134,472 | 134,472 | |



















Terms and Conditions

UNICEF applies the principles and requirements of the UNDG HACT Framework and the UNICEF HACT Policy and Programme Implementation Procedure to assess risk and obtain assurance that the funds transferred to implementing partners are used to achieve results as intended. The approach to risk management is determined by UNICEF offices based on factors such as programme context, risk profile of partners, program activities, locations, and other relevant considerations. This may involve capacity assessments, varied cash transfer modalities, programme monitoring, and financial assurance measures (spot checks, scheduled audits, or special audits). UNICEF collaborates with implementing partners to effectively carry out the necessary assessments, monitoring, and assurance activities.

| | | | | | |
|---|------------------------|-----------|-----------|-----------|--|
| BN-CMOM OPERATIONALIZATION | 4020/A0/07/882/002/057 | 0 | 75,484 | 75,484 | |
| BN-DEVELOPMENTAL WATER SUPPLY CONSTRUCTION/REHABILITATION | 4020/A0/07/882/002/058 | 0 | 159,677 | 159,677 | |
| BN- IWRM AND CLIMATE CHANGE ADAPTATION | 4020/A0/07/882/002/059 | 0 | 32,274 | 32,274 | |
| BN-WATER SUPPLY IN INSTITUTIONS (SCHOOLS | 4020/A0/07/882/002/060 | 138,197 | 237,812 | 376,009 | |
| WN-HUMANITARIAN WATER SUPPLY CONSTRUCTIO | 4020/A0/07/882/002/061 | 35,591 | 1,008,943 | 1,044,533 | |
| WN-WATER CHLORINATION AND O&M | 4020/A0/07/882/002/062 | 32,900 | 327,551 | 360,451 | |
| WN-CMOM OPERATIONALIZATION | 4020/A0/07/882/002/063 | 0 | 48,725 | 48,725 | |
| WN-DEVELOPMENTAL WATER SUPPLY CONSTRUCTION/REHABILITATION | 4020/A0/07/882/002/064 | 0 | 329,775 | 329,775 | |
| WN-WATER SUPPLY IN INSTITUTIONS (SCHOOLS | 4020/A0/07/882/002/066 | 176,763 | 10,715 | 187,478 | |
| SN-HUMANITARIAN WATER SUPPLY CONSTRUCTIO | 4020/A0/07/882/002/067 | 0 | 481,912 | 481,912 | |
| SN-WATER CHLORINATION AND O&M | 4020/A0/07/882/002/068 | 0 | 19,693 | 19,693 | |
| SN-CMOM OPERATIONALIZATION | 4020/A0/07/882/002/069 | 0 | 118,273 | 118,273 | |
| SN-WATER SUPPLY IN INSTITUTIONS (SCHOOLS | 4020/A0/07/882/002/072 | 0 | 36,928 | 36,928 | |
| KS-HUMANITARIAN WATER SUPPLY CONSTRUCTION/REHABILITATION | 4020/A0/07/882/002/073 | 20,942 | 2,846,132 | 2,867,074 | |
| KS-WATER CHLORINATION AND O&M | 4020/A0/07/882/002/074 | 5 | 176,549 | 176,554 | |
| KS-CMOM OPERATIONALIZATION | 4020/A0/07/882/002/075 | 153 | 114,484 | 114,637 | |
| KS-DEVELOPMENTAL WATER SUPPLY CONSTRUCTION/REHABILITATION | 4020/A0/07/882/002/076 | 290,128 | 610,155 | 900,283 | |
| KS- IWRM AND CLIMATE CHANGE ADAPTATION | 4020/A0/07/882/002/077 | 14,986 | 86,764 | 101,750 | |
| KS-WATER SUPPLY IN INSTITUTIONS (SCHOOLS | 4020/A0/07/882/002/078 | 137,695 | 821,234 | 958,930 | |
| GD-HUMANITARIAN WATER SUPPLY CONSTRUCTION/REHABILITATION | 4020/A0/07/882/002/079 | 77,619 | 2,647,733 | 2,725,353 | |
| GD-WATER CHLORINATION AND O&M | 4020/A0/07/882/002/080 | 210,209 | 218,680 | 428,889 | |
| GD-CMOM OPERATIONALIZATION | 4020/A0/07/882/002/081 | 0 | 423,267 | 423,267 | |
| GD-DEVELOPMENTAL WATER SUPPLY CONSTRUCTION/REHABILITATION | 4020/A0/07/882/002/082 | 1,144,529 | 873,954 | 2,018,483 | |
| GD- IWRM AND CLIMATE CHANGE ADAPTATION | 4020/A0/07/882/002/083 | 0 | 69,941 | 69,941 | |
| GD-WATER SUPPLY IN INSTITUTIONS (SCHOOLS | 4020/A0/07/882/002/084 | 0 | 64,561 | 64,561 | |

Terms and Conditions

UNICEF applies the principles and requirements of the UNDG HACT Framework and the UNICEF HACT Policy and Programme Implementation Procedure to assess risk and obtain assurance that the funds transferred to implementing partners are used to achieve results as intended. The approach to risk management is determined by UNICEF offices based on factors such as programme context, risk profile of partners, program activities, locations, and other relevant considerations. This may involve capacity assessments, varied cash transfer modalities, programme monitoring, and financial assurance measures (spot checks, scheduled audits, or special audits). UNICEF collaborates with implementing partners to effectively carry out the necessary assessments, monitoring, and assurance activities.

| | | | | | |
|---|------------------------|------------------|-------------------|-------------------|---|
| RS-HUMANITARIAN WATER SUPPLY CONSTRUCTION/REHABILITATION | 4020/A0/07/882/002/085 | 8,247 | 935,548 | 943,795 |  |
| RS-WATER CHLORINATION AND O&M | 4020/A0/07/882/002/086 | 82,311 | 165,594 | 247,905 |  |
| RS-CMOM OPERATIONALIZATION | 4020/A0/07/882/002/087 | 0 | 61,840 | 61,840 |  |
| RS-DEVELOPMENTAL WATER SUPPLY CONSTRUCTION/REHABILITATION | 4020/A0/07/882/002/088 | 923,044 | 666,890 | 1,589,934 |  |
| RS- IWRM AND CLIMATE CHANGE ADAPTATION | 4020/A0/07/882/002/089 | 0 | 53,793 | 53,793 |  |
| RS-WATER SUPPLY IN INSTITUTIONS (SCHOOLS | 4020/A0/07/882/002/090 | 0 | 64,304 | 64,304 |  |
| TECHNICALLY COMPLETED-NT-COVID-19 BASICWATER SUPPLY INTERVENT | 4020/A0/07/882/002/091 | 0 | 575,084 | 575,084 |  |
| ND-COVID-19 BASIC WATER SUPPLY INTERVENT | 4020/A0/07/882/002/092 | 0 | 381,301 | 381,301 |  |
| SD-COVID-19 BASIC WATER SUPPLY INTERVENT | 4020/A0/07/882/002/093 | 0 | 64,959 | 64,959 |  |
| ED-COVID-19 BASIC WATER SUPPLY INTERVENT | 4020/A0/07/882/002/094 | 0 | 70,474 | 70,474 |  |
| WD-COVID-19 BASIC WATER SUPPLY INTERVENT | 4020/A0/07/882/002/095 | 0 | 36,963 | 36,963 |  |
| CD-COVID-19 BASIC WATER SUPPLY INTERVENT | 4020/A0/07/882/002/096 | 0 | 86,418 | 86,418 |  |
| BN-COVID-19 BASIC WATER SUPPLY INTERVENT | 4020/A0/07/882/002/101 | 0 | 152,505 | 152,505 |  |
| WN-COVID-19 BASIC WATER SUPPLY INTERVENT | 4020/A0/07/882/002/102 | 0 | 4,417 | 4,417 |  |
| SN-COVID-19 BASIC WATER SUPPLY INTERVENT | 4020/A0/07/882/002/103 | 0 | 46,589 | 46,589 |  |
| KS-COVID-19 BASIC WATER SUPPLY INTERVENT | 4020/A0/07/882/002/104 | 0 | 154,345 | 154,345 |  |
| GD-COVID-19 BASIC WATER SUPPLY INTERVENT | 4020/A0/07/882/002/105 | 0 | 157,918 | 157,918 |  |
| NT-STRATEGIC TECHNICAL SUPPORT, GUIDELINES AND OVERSIGHT | 4020/A0/07/882/002/115 | 0 | 1,077 | 1,077 |  |
| Total | | 6,364,794 | 51,250,369 | 57,615,163 | |

Terms and Conditions

UNICEF applies the principles and requirements of the UNDG HACT Framework and the UNICEF HACT Policy and Programme Implementation Procedure to assess risk and obtain assurance that the funds transferred to implementing partners are used to achieve results as intended. The approach to risk management is determined by UNICEF offices based on factors such as programme context, risk profile of partners, program activities, locations, and other relevant considerations. This may involve capacity assessments, varied cash transfer modalities, programme monitoring, and financial assurance measures (spot checks, scheduled audits, or special audits). UNICEF collaborates with implementing partners to effectively carry out the necessary assessments, monitoring, and assurance activities.